


DELAYED EGRESS SYSTEM



TEL-MD-DES
Delayed Egress Multi-Point Exit Lock

Pre-Production Information

Connects to Alarm

Delayed Egress Elements

- A TEL-DEA1 Power supply. Delayed egress controller and alarm shown in photo below (Connection to fire alarm system required)
 - B Armored Cable
 - C TEL-MD-DES Delayed Egress Module & Strike
- Existing TRIDENT top module shown for reference*


TEL-MD-DES
Delayed Egress Locking Module

This delayed egress module is designed to install above the Trident Exit Lock. It contains a locking fork which is held in the locked position by a solenoid. It is unlocked by removal of power from the solenoid.

Initiation of the delayed egress sequence is by depression of the Trident paddle. Once pressed, it cannot be reversed.


Fire alarm system integration provided for immediate canceling of delayed egress function upon signal from fire alarm system.

Securitech Wall-Mounted Delayed Egress Alarm



- Trident Alarm Housing With Delayed Egress Controller
- Connects to power supply via armored cable
- Twin 95db Piezo Sirens
- Mortise Cylinder Shunt/Reset Switch
- Tamper Switch
- Battery Back-Up In Power Supply
- Armored cable with plug-in reed switch connector
- Accommodates different length cylinders
- *Requires mortise cylinder (by others)*

TEL-MD-DES-KLST
Complete system installed on a single door



made in u.s.a.



Add Securitech label to power supply